

**Series 1 FRLs**

**E73-Series Compact Combination Units**

**Features**

- 4 oz. reservoir
- Supplied with a G230 gauge
- Connected modularly
- Includes (2) clamps and wall mounting brackets # 4314-52, (2) clamps # 4314-51, and (2) NPT pipe adapters #4315-01.

**Specifications**

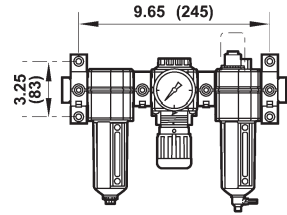
- 5-150 PSI range
- Inlet pressure:
  - transparent bowl: 150 PSI and 125°F (52°C)
  - metal bowl: 250 PSI and 175°F (79°C)

**Transparent Bowl**

Port Size	Flow (SCFM)	Automatic Drain Part #	Manual Drain Part #
1/4"	70	E73-2A	E73-2M
3/8"	70	E73-3A	E73-3M
1/2"	70	E73-4A	E73-4M

**Metal Bowl**

Port Size	Flow (SCFM)	Automatic Drain Part #	Manual Drain Part #
3/8"	70	E73-3A-MB	E73-3M-MB
1/2"	70	E73-4A-MB	E73-4M-MB



metal bowls

F

**E74-Series Standard Combination Units**

**Features**

- 7 oz. reservoir
- Models supplied with a GC230 gauge
- Connected modularly
- Includes (2) clamps and wall mounting brackets # 4314-52, (2) clamps # 4314-51, and (2) NPT pipe adapters

**Specifications**

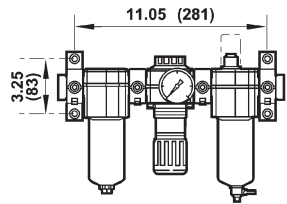
- Inlet pressure:
  - transparent bowl: 150 PSI and 125°F (52°C)
  - metal bowl: 250 PSI and 175°F (79°C)
- Pressure range: 5-150 PSI

**Transparent Bowl and Guard**

Port Size	Flow (SCFM)	Automatic Drain Part #	Manual Drain Part #
1/2"	150	E74-4A	E74-4M
3/4"	140	E74-6A	E74-6M

**Metal Bowl and Sight Glass**

Port Size	Flow (SCFM)	Automatic Drain Part #	Manual Drain Part #
3/8"	110	E74-3A-MB	E74-3M-MB
1/2"	150	E74-4A-MB	E74-4M-MB
3/4"	140	E74-6A-MB	E74-6M-MB



transparent bowl with guard

**P8A Jumbo Combination Units**

**Features**

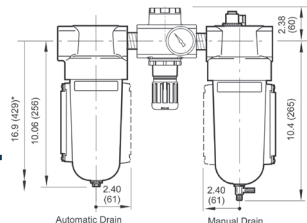
- 1 qt. reservoir

**Specifications**

- Pressure range: 5-125 PSI
- Inlet pressure: 250 PSI
- Maximum temperature: 175°F (79°C)

**Metal Bowl and Sight Glass**

Port Size	Flow (SCFM)	Automatic Drain Part #	Manual Drain Part #
1"	275	P8A-860A	P8A-860M



\* Minimum clearance required to remove bowl.



with metal bowls

NOTE: SCFM ratings given at 90 PSIG inlet pressure.  
FRLs are designed for air service only, unless otherwise indicated.

